CSW L-16 CONCRETE SEAT WALL
1" = 1'-0"

WBC L-16 SEAT WALL W/ WOOD BENCH CAP
1" = 1'-0"

ELEVATION VIEW

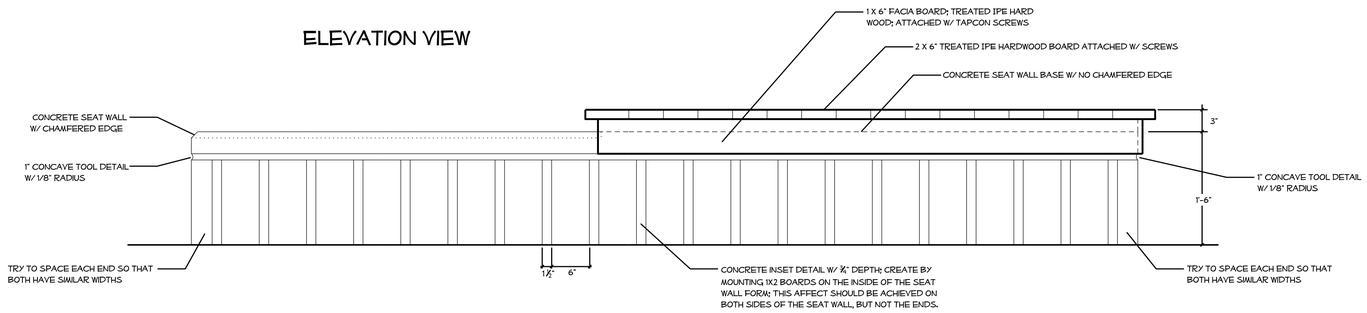

PLAN VIEW

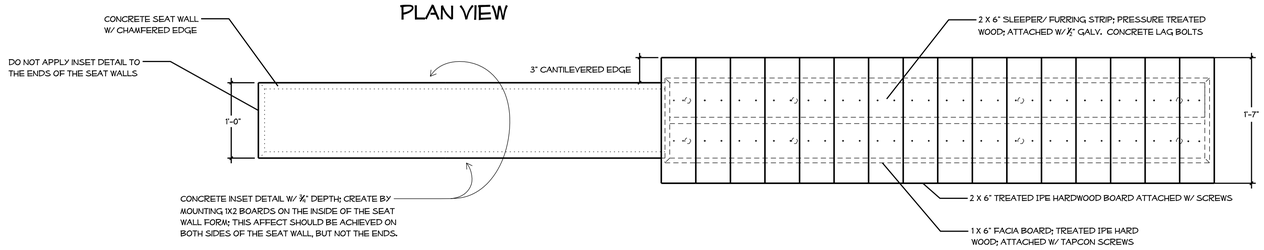

SECTION ELEVATION OF CONCRETE SEAT WALL

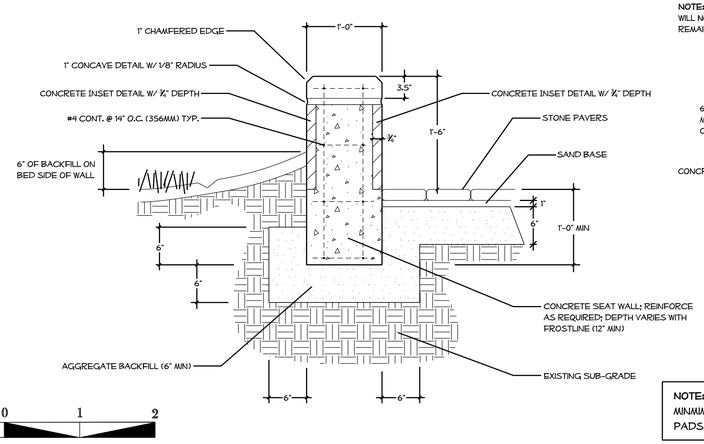

SECTION ELEVATION OF SEAT WALL W/ BENCH CAP

NOTE: THE CONCRETE SEAT WALL WITH A WOOD BENCH CAP WILL **NOT** HAVE CHAMFERED EDGES. OTHERWISE DIMENSIONS REMAIN THE SAME AS THE SEAT WALL WITHOUT A SEAT CAP.

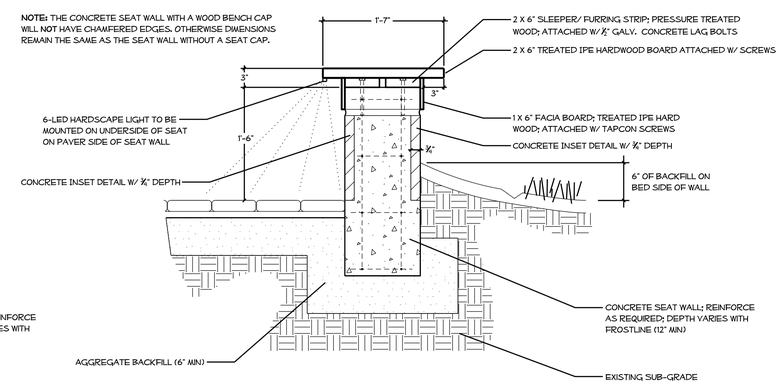

NOTE: 1) ALL NEW IMPERVIOUS SURFACES (6" CONCRETE DRIVEWAY, 4" SIDEWALKS, PAVERS, COMPOSITE DECKING, ETC.) SHOULD MAINTAIN A MINIMUM OF A 2% SLOPE TO ENSURE POSITIVE DRAINAGE. 2) USE CLASS-B CONCRETE FOR SIDEWALKS, ADARAMPS, DRIVEWAYS, PICNIC TABLE PADS, SEAT WALLS, FOOTINGS, BOLLARDS, OR SUB-SURFACE PADS.

1 .5 0 1 2

CONCRETE SEAT WALL SKETCH
NOT TO SCALE

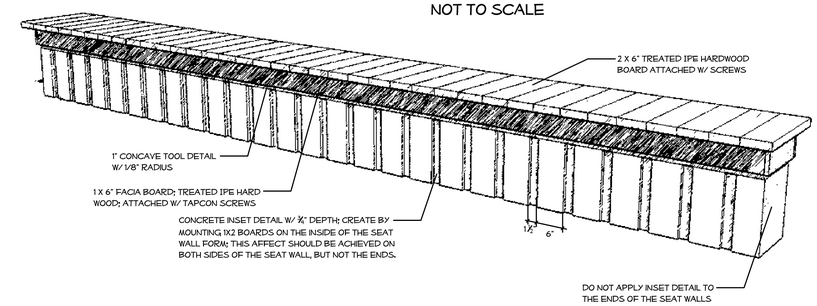

NOTE:
INSTALL RIVER ROCK SO THAT THE END PRODUCT APPEARS TO BE A NATURAL CREEK BED. LAYOUT TO BE APPROVED BY THE ENVIRONMENTAL ROADSIDE ENGINEER AND/OR LANDSCAPE DESIGNER.

DCB L-16 DRY CREEK BED

PLAN VIEW
NTS

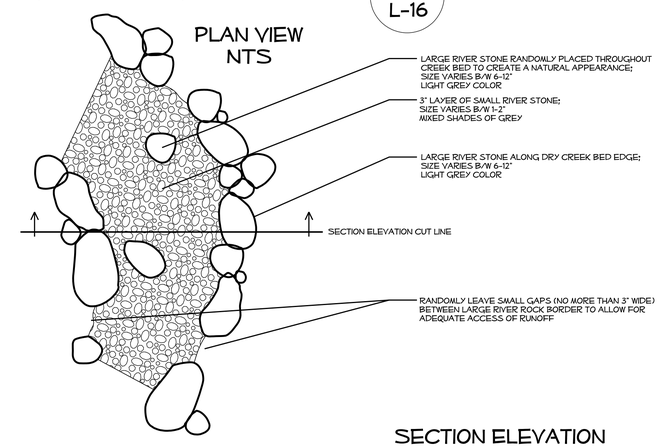

SECTION ELEVATION
1" = 1'-0"

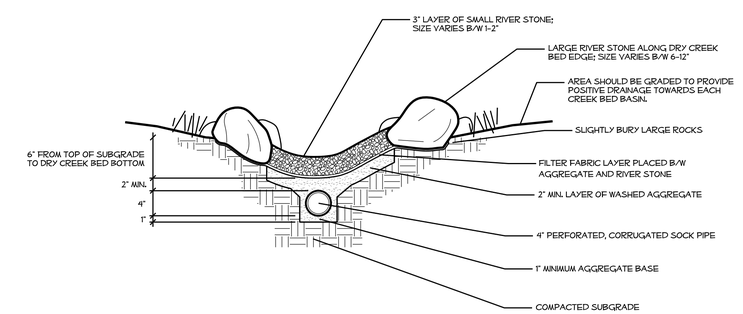

NCDOT - ROADSIDE ENVIRONMENTAL UNIT
LANDSCAPE DESIGN & DEVELOPMENT
1557 MAIL SERVICE CENTER RALEIGH NC 27699-1557
PH: 919-707-2935 FAX: 919-715-2554
HTTP://WWW.NCDOT.ORG/DOH/OPERATIONS/DP_CHIEF_ENG/ROADSIDE/

CAMDEN COUNTY VISITOR CENTER
CAMDEN COUNTY
CONTRACT #: 3701.3.24

REU. DESIGNER: Kyle Cooper

SHEET DESCRIPTION:

PREL. DESIGN DATE :	APRIL 2015	COMPONENT DETAILS 1
CHECKED BY & DATE :		LANDSCAPE PLAN SHEET
FINAL DESIGN DATE :	JUNE 30, 2015	

STATE OF NORTH CAROLINA DEPARTMENT OF TRANSPORTATION

T.I.P. #
WBS # 3701.3.24
FED I.D. #
SHEET NO : L-16
TOTAL SHEET NO : 19

$$$$$$$SYSTIME$$$$$
$$$$$$$